



# Sri Lanka - Afghanistan External Trade Statistics

## 2015 - 2016



Date: 04/Jun/2018

Compiled by: Business Information Division

---

### Get in Touch

The Ceylon Chamber of Commerce

50, Nawam Mawatha, Colombo 02, Sri Lanka.

Tel : 94 11 2421745-7

Fax : 94 11 2449352, 2437477, 2381012

E-Mail : [info@chamber.lk](mailto:info@chamber.lk) : Website : [www.chamber.lk](http://www.chamber.lk)

---

### Disclaimer

The Ceylon Chamber of Commerce (CCC) has made every attempt to ensure the accuracy and reliability of the information provided on this website/report. However, the information is provided "as is" without warranty of any kind. CCC does not accept any responsibility or liability for the accuracy, content, completeness, legality, or reliability of the information contained on this website/report.

No warranties, promises and/or representations of any kind, expressed or implied, are given as to the nature, standard, accuracy or otherwise of the information provided in this website/report nor to the suitability or otherwise of the information to your particular circumstances.

### Contents in Brief

Summary

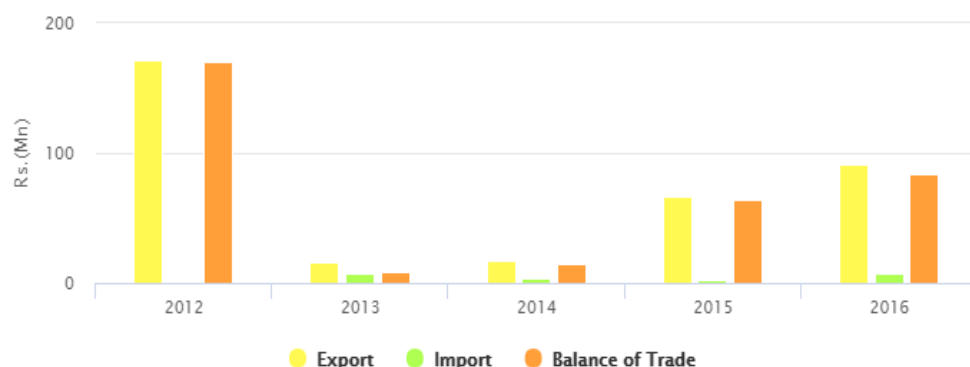
Top Ten Exports

Top Ten Imports

Exports

Imports

### SRI LANKA'S EXTERNAL TRADE WITH AFGHANISTAN



### SUMMARY OF EXTERNAL TRADE WITH AFGHANISTAN 2012 - 2016

**Rs. Mn**

Year	Export	Import	Balance of Trade
2012	171	1	170
2013	16	8	8
2014	18	3	14
2015	67	2	65
2016	91	7	84

**US \$. Mn**

Year	Export	Import	Balance of Trade
2012	1.71	0.01	1.70
2013	0.12	0.06	0.06
2014	0.14	0.03	0.11
2015	0.46	0.02	0.44
2016	0.61	0.05	0.56

### PERCENTAGE SHARE OF AFGHANISTAN IN TOTAL TRADE OF SRI LANKA

Year	Export %	Import %
2012	0.01	0.00
2013	0.00	0.00
2014	0.00	0.00
2015	0.00	0.00
2016	0.01	0.00

### TOTAL SRI LANKA TRADE WITH ALL COUNTRIES

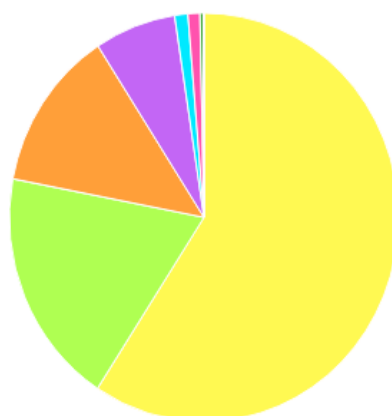
**Rs. Mn**

Year	Export	Import	Balance of Trade
2012	1,195,678	2,282,652	-1,086,974
2013	1,320,196	2,317,405	-997,209
2014	1,475,067	2,512,833	-1,037,766
2015	1,420,565	2,581,365	-1,160,801
2016	1,536,167	2,841,383	-1,305,216

**US \$. Mn**

Year	Export	Import	Balance of Trade
2012	11,956.78	22,826.52	-10,869.74
2013	9,429.97	16,552.89	-7,122.92
2014	11,174.75	19,036.61	-7,861.86
2015	9,729.89	17,680.58	-7,950.69
2016	10,241.11	18,942.56	-8,701.44

SRI LANKAS EXTERNAL TRADE WITH AFGHANISTAN - 2016



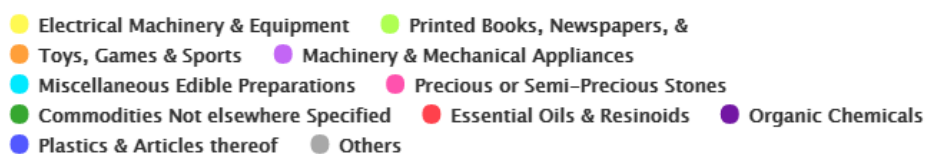
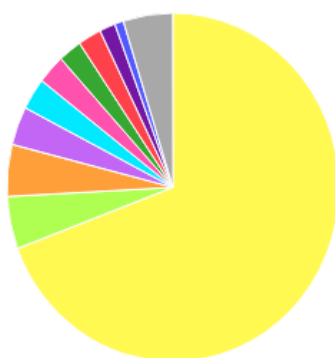
● Printed Books, Newspapers, & Other Products   
 ● Rubber & Articles thereof   
 ● Residues & Waste from the Food Industries  
● Edible Fruit and Nuts   
 ● Optical, Photographic, Medical or Surgical Instruments   
 ● Coffee, Tea & Spices  
● Machinery & Mechanical Appliances   
 ● Worn Clothing & Worn Textiles, Rags   
 ● Others

MAIN ITEMS EXPORTED FROM SRI LANKA TO AFGHANISTAN - 2016

	Rs.Mn	%	US \$Mn
Printed Books, Newspapers, & Other Products	54	59.22	0.36
Rubber & Articles thereof	17	18.82	0.11
Residues & Waste from the Food Industries	12	12.80	0.08
Edible Fruit and Nuts	6	6.75	0.04
Optical, Photographic, Medical or Surgical Instruments	1	1.10	0.01
Coffee, Tea & Spices	1	0.99	0.01
Machinery & Mechanical Appliances	0	0.30	0.00
Worn Clothing & Worn Textiles, Rags	0	0.03	0.00
Other	0	0.00	0.00
<b>Total</b>	<b>91</b>	<b>100.00</b>	<b>0.61</b>

RATE OF EXCHANGE AVERAGE 2016 - US \$ 1 = Rs. 150.00

SRI LANKA EXTERNAL TRADE WITH AFGHANISTAN - 2016



MAIN ITEMS IMPORTED TO SRI LANKA FROM AFGHANISTAN - 2016

	Rs.Mn	%	US \$Mn
Electrical Machinery & Equipment & Parts	5	69.29	0.03
Printed Books, Newspapers, & Other Products	0	4.87	0.00
Toys, Games & Sports Requisites	0	4.81	0.00
Machinery & Mechanical Appliances	0	3.59	0.00
Miscellaneous Edible Preparations	0	2.94	0.00
Precious or Semi-Precious Stones	0	2.72	0.00
Commodities Not elsewhere Specified	0	2.29	0.00
Essential Oils & Resinoids	0	2.26	0.00
Organic Chemicals	0	1.55	0.00
Plastics & Articles thereof	0	0.86	0.00
Other	0	4.83	0.00
<b>Total</b>	<b>7</b>	<b>100.00</b>	<b>0.05</b>

RATE OF EXCHANGE AVERAGE 2016 - US \$ 1 = Rs. 150.00

Source: Business Information Division

IMPORTS FROM AFGHANISTAN TO SRI LANKA  
2015 - 2016

HS CODE	PRODUCT	UNIT	2015		2016		Inc/Dec (Rs.)
			QUANTITY	VALUE(Rs.)	QUANTITY	VALUE(Rs.)	
Edible Fruit and Nuts							
08109090	---- Other fruits	Kg.	0	0	1	7,709	7,709
	<b>Sub Total</b>		<b>0</b>	<b>0</b>	<b>1</b>	<b>7,709</b>	<b>7,709</b>
Oil Seeds & Oleaginous Fruits							
120890	Flours and meals of oilseeds or oleaginous	Kg.	0	0	31	30,345	30,345
	<b>Sub Total</b>		<b>0</b>	<b>0</b>	<b>31</b>	<b>30,345</b>	<b>30,345</b>
Sugars & Sugar Confectionery							
17049090	Flours and meals of oilseeds or oleaginous	Kg.	0	1,000	0	0	-1,000
	<b>Sub Total</b>		<b>0</b>	<b>1,000</b>	<b>0</b>	<b>0</b>	<b>-1,000</b>
Cocoa & Cocoa Preparations							
180690	Flours and meals of oilseeds or oleaginous	Kg.	0	3,000	0	0	-3,000
	<b>Sub Total</b>		<b>0</b>	<b>3,000</b>	<b>0</b>	<b>0</b>	<b>-3,000</b>
Miscellaneous Edible Preparations							
21061010	Flours and meals of oilseeds or oleaginous	Kg.	0	5,000	0	0	-5,000
21069010	Autolysed yeast	Kg.	0	0	0	4,000	4,000
21069039	Other	Kg.	0	0	0	52,000	52,000
21069049	Other	Kg.	0	0	0	10,000	10,000
21069091	Other	Kg.	0	8,000	0	0	-8,000
21069095	Soya based, milk powder alternatives	Kg.	0	0	0	10,000	10,000
21069099	--- Other	Kg.	0	70,750	38	128,679	57,929
	<b>Sub Total</b>		<b>0</b>	<b>83,750</b>	<b>38</b>	<b>204,679</b>	<b>120,929</b>
Ores, Slag & Ash							
261690	Other	Kg.	0	0	0	20,000	20,000
	<b>Sub Total</b>		<b>0</b>	<b>0</b>	<b>0</b>	<b>20,000</b>	<b>20,000</b>
Organic Chemicals							
293629	Other vitamins and their derivatives	Kg.	0	0	0	30,000	30,000
293690	Other including natural concentrates	Kg.	0	0	0	78,000	78,000
	<b>Sub Total</b>		<b>0</b>	<b>0</b>	<b>0</b>	<b>108,000</b>	<b>108,000</b>
Essential Oils & Resinoids							
33030010	Perfumes	Kg.	0	0	0	155,500	155,500
330510	Shampoos	Kg.	0	0	2	2,059	2,059
	<b>Sub Total</b>		<b>0</b>	<b>0</b>	<b>2</b>	<b>157,559</b>	<b>157,559</b>
Soap, & Washing Preparations							
34029010	Shampoos	Kg.	0	1,000	0	0	-1,000
	<b>Sub Total</b>		<b>0</b>	<b>1,000</b>	<b>0</b>	<b>0</b>	<b>-1,000</b>
Miscellaneous Chemical Products							
380991	Shampoos	Kg.	0	5,500	0	0	-5,500
	<b>Sub Total</b>		<b>0</b>	<b>5,500</b>	<b>0</b>	<b>0</b>	<b>-5,500</b>
Plastics & Articles thereof							
39231010	Containers imported fir the packing of gems	Kg.	0	0	0	20,000	20,000
39232190	---- Other	Kg.	0	0	0	500	500
39261090	---- Other	Kg.	0	1,000	0	0	-1,000
39269010	--- Rawl plugs	Kg.	0	0	0	8,000	8,000
39269020	--- Colostomy and urinary bags	Kg.	0	0	0	10,000	10,000
39269070	PLASTIC BEADS	Kg.	0	0	0	10,000	10,000
39269099	--- Other	Kg.	0	0	0	11,615	11,615
	<b>Sub Total</b>		<b>0</b>	<b>1,000</b>	<b>0</b>	<b>60,115</b>	<b>59,115</b>
Rubber & Articles thereof							
401161	Of a kind used on agricultural or	Kg.	0	0	0	10,000	10,000
	<b>Sub Total</b>		<b>0</b>	<b>0</b>	<b>0</b>	<b>10,000</b>	<b>10,000</b>
Paper & Paperboard							
481200	Filter blocks slabs and plates of paper	Kg.	0	0	0	15,000	15,000
	<b>Sub Total</b>		<b>0</b>	<b>0</b>	<b>0</b>	<b>15,000</b>	<b>15,000</b>
Printed Books, Newspapers, & Other Products							
49019910	- Other: Printed books	Kg.	0	472,000	0	289,300	-182,700
49019990	---- Other	Kg.	0	18,000	0	7,000	-11,000
49111010	--- In book form	Kg.	0	0	0	5,000	5,000
49111090	--- Other	Kg.	0	17,600	0	2,000	-15,600
49119990	--- Other	Kg.	0	0	0	36,000	36,000
	<b>Sub Total</b>		<b>0</b>	<b>507,600</b>	<b>0</b>	<b>339,300</b>	<b>-168,300</b>
Cotton							
520859	-Printed other fabrics	Kg.	0	0	0	5,000	5,000
520939	-Dyed: Other fabrics	Kg.	0	0	0	10,000	10,000
521131	-Dyed: Plain weave	Kg.	0	0	0	12,000	12,000
521151	-Dyed: Plain weave	Kg.	0	15,000	0	0	-15,000
521225	-Weighing more than 200g/sqm: Printed	Kg.	0	0	0	12,000	12,000
	<b>Sub Total</b>		<b>0</b>	<b>15,000</b>	<b>0</b>	<b>39,000</b>	<b>24,000</b>
Man-made Filaments							
540219	Other	Kg.	0	0	56	26,000	26,000
	<b>Sub Total</b>		<b>0</b>	<b>0</b>	<b>56</b>	<b>26,000</b>	<b>26,000</b>
Carpets & Floor Coverings							
57019090	Other	Kg.	0	0	0	5,000	5,000
570500	Other carpets and other textile floor coverings,	Kg.	0	0	0	9,000	9,000
	<b>Sub Total</b>		<b>0</b>	<b>0</b>	<b>0</b>	<b>14,000</b>	<b>14,000</b>
Knitted or Crocheted Fabrics							

Sri Lanka - Afghanistan External Trade Statistics 2015 - 2016

HS CODE	PRODUCT	UNIT	2015		2016		Inc/Dec (Rs.)
			QUANTITY	VALUE(Rs.)	QUANTITY	VALUE(Rs.)	
600690	--Of artificial fibres:Other	Kg.	0	0	0	22,000	22,000
	<b>Sub Total</b>		<b>0</b>	<b>0</b>	<b>0</b>	<b>22,000</b>	<b>22,000</b>
Apparel & Clothing - Knitted or Crocheted							
610469	--Of artificial fibres:Other	Kg.	0	9,500	0	0	-9,500
610910	Of Cotton	Kg.	0	0	0	6,000	6,000
	<b>Sub Total</b>		<b>0</b>	<b>9,500</b>	<b>0</b>	<b>6,000</b>	<b>-3,500</b>
Apparel & Clothing - not Knitted or Crocheted							
620411	Of Cotton	Kg.	0	5,000	0	0	-5,000
620630	Of Cotton	Kg.	0	16,000	0	0	-16,000
620799	Of Cotton	Kg.	0	3,000	0	0	-3,000
620899	Of Cotton	Kg.	0	10,000	0	0	-10,000
620920	Of Cotton:	Kg.	0	0	0	10,000	10,000
	<b>Sub Total</b>		<b>0</b>	<b>34,000</b>	<b>0</b>	<b>10,000</b>	<b>-24,000</b>
Worn Clothing & Worn Textiles, Rags							
630391	Of Cotton:	Kg.	0	4,000	0	0	-4,000
63090090	Other	Kg.	0	2,000	30	2,500	500
	<b>Sub Total</b>		<b>0</b>	<b>6,000</b>	<b>30</b>	<b>2,500</b>	<b>-3,500</b>
Footwear							
640320	Other	Kg.	0	2,000	0	0	-2,000
640419	Other	Kg.	0	1,000	0	0	-1,000
640590	Other	Kg.	0	2,500	0	0	-2,500
64062010	Heels	Kg.	0	0	0	25,000	25,000
64069099	Other:	Kg.	0	0	0	12,000	12,000
	<b>Sub Total</b>		<b>0</b>	<b>5,500</b>	<b>0</b>	<b>37,000</b>	<b>31,500</b>
Headgear & Parts							
65061090	Other:	No.	0	0	1	3,432	3,432
	<b>Sub Total</b>		<b>0</b>	<b>0</b>	<b>1</b>	<b>3,432</b>	<b>3,432</b>
Articles of Stone, Cement, Asbestos, Mica							
680990	Other articles	No.	0	0	0	5,000	5,000
	<b>Sub Total</b>		<b>0</b>	<b>0</b>	<b>0</b>	<b>5,000</b>	<b>5,000</b>
Glass & Glassware							
701810	Glass beads, imitation pearls, imitation precious	Kg.	0	4,000	1	11,646	7,646
	<b>Sub Total</b>		<b>0</b>	<b>4,000</b>	<b>1</b>	<b>11,646</b>	<b>7,646</b>
Precious or Semi-Precious Stones							
710310	Unworked or simply sawn or roughly shaped	Kg.	0	0	0	28,341	28,341
711719	Other	Kg.	0	0	0	20,000	20,000
711790	Other	Kg.	0	0	0	141,000	141,000
	<b>Sub Total</b>		<b>0</b>	<b>0</b>	<b>0</b>	<b>189,341</b>	<b>189,341</b>
Articles of Iron or Steel							
730300	Other	Kg.	0	1,500	0	0	-1,500
73089010	Other	Kg.	0	9,000	0	0	-9,000
731813	Other	Kg.	1	238,998	0	0	-238,998
731815	Other	Kg.	2	20,960	0	0	-20,960
731819	Other	Kg.	0	2,140	0	0	-2,140
732490	Other including parts	Kg.	0	0	0	7,500	7,500
	<b>Sub Total</b>		<b>3</b>	<b>272,598</b>	<b>0</b>	<b>7,500</b>	<b>-265,098</b>
Tools, Implements, Cutlery, Spoons & Forks							
820310	Other including parts	Kg.	0	2,000	0	0	-2,000
820551	- Household tools	Kg.	0	0	5	1,000	1,000
820600	- Household tools	Kg.	29	92,821	0	0	-92,821
	<b>Sub Total</b>		<b>29</b>	<b>94,821</b>	<b>5</b>	<b>1,000</b>	<b>-93,821</b>
Miscellaneous Articles of Base Metal							
831190	Other, including parts	Kg.	0	0	0	10,000	10,000
	<b>Sub Total</b>		<b>0</b>	<b>0</b>	<b>0</b>	<b>10,000</b>	<b>10,000</b>
Machinery & Mechanical Appliances							
841381	Pumps	No.	0	0	1	3,261	3,261
841392	Of liquid elevators	Kg.	0	0	3	3,432	3,432
84231020	- House hold scales	Kg.	0	0	0	5,000	5,000
842420	Spray guns and similar appliances	Kg.	0	8,000	0	9,000	1,000
842490	Parts	Kg.	0	0	0	10,000	10,000
84439930	Parts	Kg.	0	5,500	0	0	-5,500
84439990	Other	Kg.	0	0	3	3,432	3,432
844859	Other	Kg.	0	46,000	0	0	-46,000
845130	Other	Kg.	0	3,000	0	0	-3,000
845390	Parts	Kg.	0	0	0	14,800	14,800
84713090	---- Other	Kg.	0	95,000	0	35,000	-60,000
84714990	---- Other	Kg.	0	46,000	0	0	-46,000
847180	Other units of automatic data processing machines	Kg.	0	0	0	18,000	18,000
847190	Other	Kg.	0	5,000	0	10,000	5,000
847321	Of the electronic calculating machines of subhead	Kg.	0	0	0	60,270	60,270
84733010	---- Used/reconditioned mother boards	Kg.	0	0	0	10,000	10,000
84733090	---- Other	Kg.	1	559,389	0	53,000	-506,389
847350	Parts and accessories equally suitable for use	Kg.	0	0	0	15,000	15,000
84792090	Parts and accessories equally suitable for use	Kg.	0	15,000	0	0	-15,000
84798940	Parts and accessories equally suitable for use	Kg.	0	10,000	0	0	-10,000
848299	Parts and accessories equally suitable for use	Kg.	0	5,000	0	0	-5,000
	<b>Sub Total</b>		<b>1</b>	<b>797,889</b>	<b>7</b>	<b>250,195</b>	<b>-547,694</b>
Electrical Machinery & Equipment & Parts							
85030090	Thher	Kg.	0	0	0	10,000	10,000
85041090	---- Other	Kg.	0	0	0	5,000	5,000
85044090	Other (Static converters)	Kg.	0	36,000	0	211,500	175,500

Sri Lanka - Afghanistan External Trade Statistics 2015 - 2016

HS CODE	PRODUCT	UNIT	2015		2016		Inc/Dec (Rs.)
			QUANTITY	VALUE(Rs.)	QUANTITY	VALUE(Rs.)	
850760	Electric accumulators, including separators theref	Kg	0	0	0	5,000	5,000
850940	Electric accumulators, including separators theref	Kg	0	3,000	0	0	-3,000
850980	Other appliances	Kg	0	0	0	6,000	6,000
850990	Other appliances	Kg	0	2,000	0	0	-2,000
851010	Other appliances	Kg	0	6,000	0	0	-6,000
851220	Other lighting equipment	Nmb	1	37,911	0	32,000	-5,911
851290	Parts	Nmb	0	0	0	12,000	12,000
85131010	Parts	Nmb	0	10,000	0	0	-10,000
851390	Parts	Nmb	0	0	0	5,000	5,000
851711	- Line telephone sets with cordless handsets	Nmb	0	0	0	134,000	134,000
85171210	Used reconditional cellular mobile telephones	Nmb	0	0	0	15,000	15,000
85171220	Other, cellular mobile telephones	Nmb	1	45,557	59	3,943,633	3,898,076
85171290	Other	Nmb	0	5,000	0	5,000	0
85176210	Transmission apparatus incorporating reception appa	Nmb	0	0	0	10,000	10,000
851770	Parts	Nmb	0	0	0	336,000	336,000
852351	Parts	Nmb	0	2,500	0	0	-2,500
85258010	Television cameras	Nmb	0	0	0	23,750	23,750
85287390	Television cameras	Nmb	0	10,000	0	0	-10,000
852990	Other	Nmb	0	0	0	10,000	10,000
85365090	--- Other	Nmb	0	0	0	5,000	5,000
85369010	FOR VOLTAGE NOT EXCEEDING 80V	Nmb	0	0	0	7,200	7,200
85393110	FOR VOLTAGE NOT EXCEEDING 80V	Nmb	0	5,000	0	0	-5,000
85437030		Nmb	0	15,000	0	20,000	5,000
85442090	--- Other	Kg.	0	0	0	30,380	30,380
<b>Sub Total</b>			<b>2</b>	<b>177,968</b>	<b>59</b>	<b>4,826,463</b>	<b>4,648,495</b>
Vehicles other than Railway or Tramway Rolling-Stock							
870810	--- Other	Kg	1	5,833	0	0	-5,833
87082990	Other	Kg	0	0	0	10,000	10,000
87089990	Other	Kg	0	11,000	0	5,000	-6,000
87141010	Other	Kg	0	0	0	10,000	10,000
<b>Sub Total</b>			<b>1</b>	<b>16,833</b>	<b>0</b>	<b>25,000</b>	<b>8,167</b>
Optical, Photographic, Medical or Surgical Instruments							
900110	Optical fibres, optical fibre bundles and cables	Kg	0	9,000	0	0	-9,000
900580	Other instruments	Kg	0	35,000	0	0	-35,000
900691	- For cameras	Kg	0	12,000	0	0	-12,000
901580	Other instruments and appliances	Kg	0	15,000	0	0	-15,000
<b>Sub Total</b>			<b>0</b>	<b>71,000</b>	<b>0</b>	<b>0</b>	<b>-71,000</b>
Clocks & Watches & Parts							
910299	Other	Kg	0	0	0	12,000	12,000
<b>Sub Total</b>			<b>0</b>	<b>0</b>	<b>0</b>	<b>12,000</b>	<b>12,000</b>
Musical Instruments and Parts							
920710	Other	Kg	0	5,000	0	0	-5,000
<b>Sub Total</b>			<b>0</b>	<b>5,000</b>	<b>0</b>	<b>0</b>	<b>-5,000</b>
Furniture							
94051010	Other	Kg	0	8,000	0	0	-8,000
94051020	12v D C Solar lanterns	Kg	0	0	0	8,000	8,000
94051090	12v D C Solar lanterns	Kg	0	1,000	0	0	-1,000
94052020	12v D C Solar lanterns	Kg	0	66,000	0	0	-66,000
94054030	12v bulbs made up several LED(light emitting	Kg	0	0	0	13,000	13,000
94055020	12v bulbs made up several LED(light emitting	Kg	0	6,000	0	0	-6,000
<b>Sub Total</b>			<b>0</b>	<b>81,000</b>	<b>0</b>	<b>21,000</b>	<b>-60,000</b>
Toys, Games & Sports Requisites							
95030030	Other dolls	Kg	0	0	0	5,000	5,000
95030050	Other stuffed toys representing animal or non-huma	Kg	0	0	0	43,000	43,000
95030070	Other electric trains, including tracks, signals a	Kg	0	0	0	8,000	8,000
95030090	Other	Kg	0	37,000	0	110,500	73,500
95043010	---- Used/reconditioned	Kg	0	0	0	10,000	10,000
95049090	Other	Kg	0	0	0	5,000	5,000
950639	- Other	Kg	0	0	0	10,000	10,000
950662	- Inflatable:	Kg	0	0	0	5,000	5,000
950691	Articles and equipment for general physical exerci	Kg	0	39,000	0	37,000	-2,000
950699	- Other	Kg	0	6,000	0	67,250	61,250
950790	Other	Kg	0	15,000	0	34,000	19,000
<b>Sub Total</b>			<b>0</b>	<b>97,000</b>	<b>0</b>	<b>334,750</b>	<b>237,750</b>
Commodities Not elsewhere Specified							
9902		Kg	0	63,750	0	159,400	95,650
<b>Sub Total</b>			<b>0</b>	<b>63,750</b>	<b>0</b>	<b>159,400</b>	<b>237,750</b>
<b>Total</b>			<b>2</b>	<b>2,354,709</b>	<b>59</b>	<b>6,965,934</b>	<b>6,111,225</b>

EXPORTS FROM SRI LANKA To AFGHANISTAN  
2015 - 2016

HS CODE	PRODUCT	UNIT	2015		2016		Inc/Dec (Rs.)
			QUANTITY	VALUE(Rs.)	QUANTITY	VALUE(Rs.)	
Edible Fruit and Nuts							
08011190	- Other	Kg.	0	0	23,500	6,159,125	6,159,125
<b>Sub Total</b>			<b>0</b>	<b>0</b>	<b>23,500</b>	<b>6,159,125</b>	<b>6,159,125</b>
Coffee, Tea & Spices							
09021019	other	Kg.	500	878,042	54	86,362	-791,680
09021021	Certified by Sri Lanka Tea Board as	Kg.	0	0	2	2,221	2,221
09021022	Certified by Sri Lanka Tea board wholly	Kg.	0	0	40	180,662	180,662
09021029	other	Kg.	0	0	60	108,042	108,042
09023011	Certified by Sri Lanka Tea Board as	Kg.	0	0	165	304,481	304,481
09023012	Certified by Sri Lanka Tea board wholly	Kg.	1,656	878,042	23	94,510	-783,532
09023019	Other	Kg.	0	0	7	31,133	31,133
09023021	Certified by Sri Lanka Tea Board as	Kg.	0	0	42	90,627	90,627
09023022	Certified by Sri Lanka Tea board wholly	Kg.	0	0	6	4,443	4,443
<b>Sub Total</b>			<b>2,156</b>	<b>1,756,084</b>	<b>399</b>	<b>902,481</b>	<b>-853,603</b>
Residues & Waste from the Food Industries							
23065010	--- Defatted coconut	Kg.	17,500	3,503,787	71,500	11,687,579	8,183,792
<b>Sub Total</b>			<b>17,500</b>	<b>3,503,787</b>	<b>71,500</b>	<b>11,687,579</b>	<b>8,183,792</b>
Rubber & Articles thereof							
401150	Of A kind used on bicycles	Nmb	26,500	7,555,880	53,900	17,182,543	9,626,663
401320	Of A kind used on bicycles	Nmb	3,000	369,320	0	0	-369,320
401390	Of A kind used on bicycles	Nmb	1,000	242,918	0	0	-242,918
<b>Sub Total</b>			<b>30,500</b>	<b>8,168,118</b>	<b>53,900</b>	<b>17,182,543</b>	<b>9,014,425</b>
Printed Books, Newspapers, & Other Products							
49019910	Of A kind used on bicycles	Kg.	55	10,895	0	0	-10,895
49019990	---- Other	Kg.	879	39,318	2,653	159,770	120,452
49119990	--- Other	Kg.	65,536	53,456,629	65,328	53,907,759	451,130
<b>Sub Total</b>			<b>66,470</b>	<b>53,506,842</b>	<b>67,981</b>	<b>54,067,529</b>	<b>560,687</b>
Worn Clothing & Worn Textiles, Rags							
63090090	Other	Kg.	237	73,000	145	26,000	-47,000
<b>Sub Total</b>			<b>237</b>	<b>73,000</b>	<b>145</b>	<b>26,000</b>	<b>-47,000</b>
Machinery & Mechanical Appliances							
841919	Other	No.	0	0	1	270,650	270,650
<b>Sub Total</b>			<b>0</b>	<b>0</b>	<b>1</b>	<b>270,650</b>	<b>270,650</b>
Optical, Photographic, Medical or Surgical Instruments							
90258090	--- Other	No.	0	0	3	1,007,241	1,007,241
<b>Sub Total</b>			<b>0</b>	<b>0</b>	<b>3</b>	<b>1,007,241</b>	<b>270,650</b>
<b>Total</b>				<b>67,007,831</b>		<b>91,303,148</b>	<b>24,295,317</b>